



THEOSIS STUDIOS' KID'S BULLETIN

THEOSIS.CA

Christmas - The Nativity of Christ



In Bethlehem a small city, God the Son was born a human. His Mom was the Holy Virgin Mary a human. His Father was God the Father. Now the Son of God is both perfectly God and perfectly human at the same time. He came to save all people including us. Joseph and Mary gave the name Jesus to Him.

**You can read about the Nativity in the Gospels at home with your family.
A lovely version of it can be found in
the Gospel of Luke in chapter 2 in verses 1 - 21.**

Today you can make your own 3D Nativity Icon!

Attached to this paper is a sheet of harder paper with a Cave, Animals, Angel Wings, a Manger, and a Star on it.

- First cut things out with scissors along the black dotted lines.
- Then fold things on the red dashed lines.
- Then you can tape (or glue) them to some cardboard or boxboard from your own recycling.

You might need to ask your parents or some grownup to help with this project.

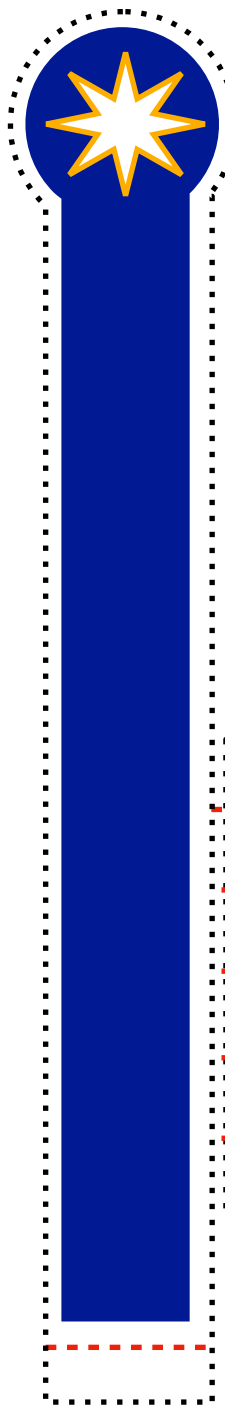
Also attached to this Kid's Bulletin are some wooden people which you can colour with markers at home. These "Kapusta People" are the people in your icon! Consider giving them smily faces, and clothes.

If you wish, you can make other things like shepherd staffs and gifts from the wise men from paper or other materials you can find in your home.

Then you can spend hours playing with it and telling everyone how Jesus was born!

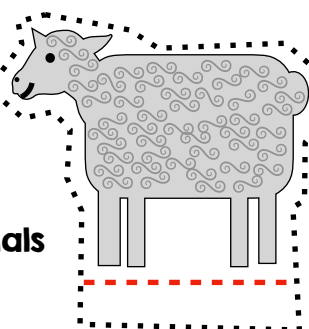
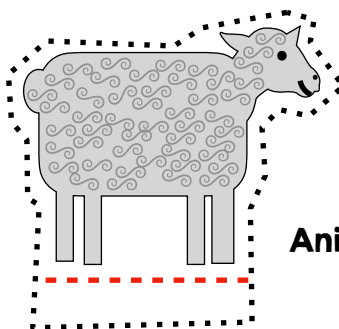
This activity includes 9 larger and 4 smaller wooden peg dolls. Please keep these "Kapusta People" away from babies.








This is the Star that appeared over where Jesus was. The wise men followed it.



If you put the star on it's own base, then you can make the wise men follow the moving star.



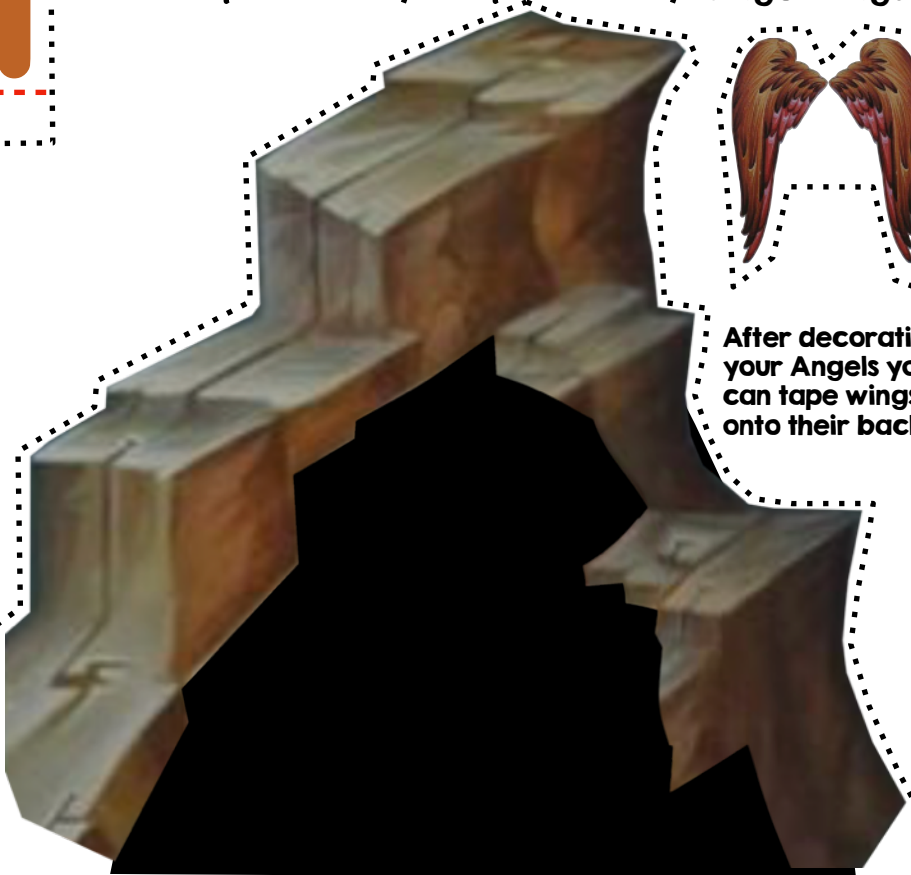
Animals



Angel Wings

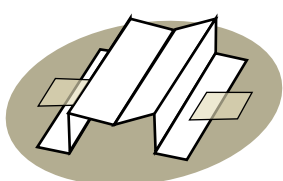


Baby Jesus slept in a manger where animals ate hay.



After decorating your Angels you can tape wings onto their backs.

So that you can put baby Jesus in the manger fold the manger like this, then attach it to it's base. Get a grownup's help if you need it.



Fold on the red dashed lines



Cut along the black dotted lines

Use boxboard from an empty cereal box, or some cardboard to make bases. Then you can tape or glue these things onto the bases. Again, ask a grownup to help if you need assistance.

A Cave in Bethlehem was a shelter for animals. This is where Jesus was born.